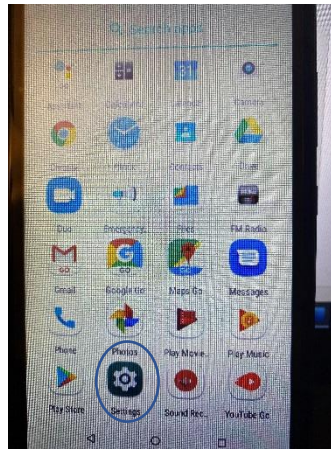


Maelekezo ya HotSpot

Epuka kutumia viowevu kwa HotSpot. Hotspot inaweza kusafishwa kutumia kitambaa laini, kavu, kitambaa isiyo na vipamba au kitambaa kavu cha microfiber. Epuka kuweka unyevu katika mizinduko. Usitumie visafisha madirisha, visafisha kinyumba, miaiko ya erosoli, vimumunyisho, alkoholi, amonia, au vikwaruzaji ili kusafisha HotSpot. HotSpot inaweza kupunguswa kutumia kitanbaa cha Lysol.

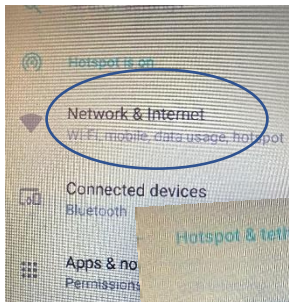


1. **Kuwasha HotSpot**
2. **Bonyeza upande wa kulia wa simu ili kuiwasha**
3. **Telezsha juu kutoka chini**

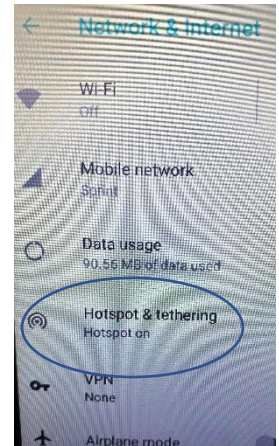


Settings

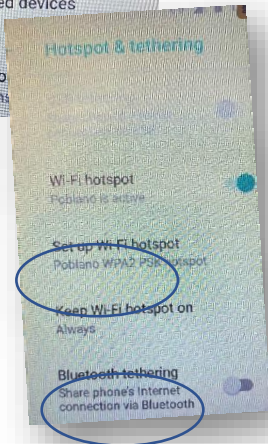
1. Bonyeza



Bonyeza Network & Internet



Bonyeza HotSpot & Tethering



Hakikisha WiFi imewashwa

Make sure WiFi HotSpot imewashwa “daima”

Kama skrini inaenda tupu, bofya kitufe cha Kiwashio upande wa kulia kisha na skrini itajiwasha tena. HotSpot itabaki hadi betri inakufa au uizime.

Baada ya kuchaji au kuiwasha tena, fuata maelekezo hapo juu - 1 hadi 4.